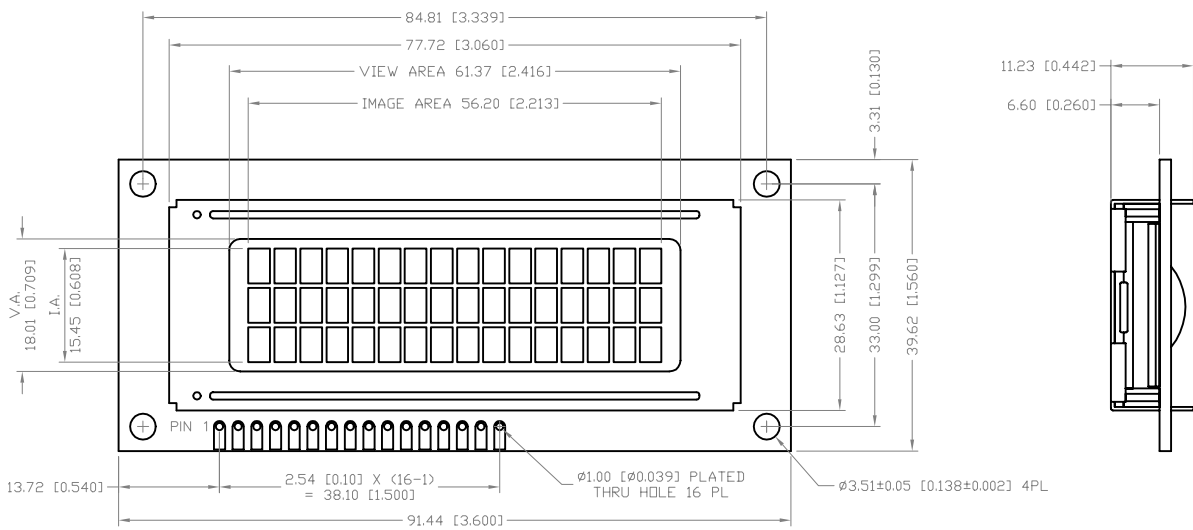
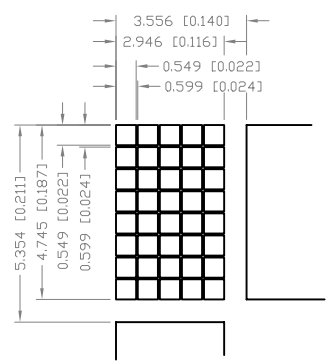
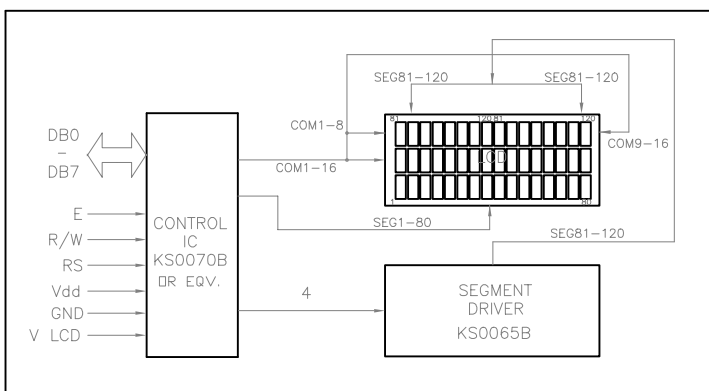


REV	DESCRIPTION:	BY	DATE
-	RELEASED	S.L	5/15/97



CONNECTOR		PINOUT
PIN#	SYMBOL	FUNCTIONS
1	+	LED
2	-	
3	GND	0V
4	V <sub>DD</sub>	+5V
5	V <sub>S</sub>	POWER SUPPLY
6	RS	
7	R/W	H: DATA INPUT L: INSTRUCTION INPUT
8	E	H: READ L: WRITE
9	DB0	ENABLE SIGNAL
10	DB1	
11	DB2	
12	DB3	
13	DB4	
14	DB5	
15	DB6	
16	DB7	



NOTES:  
1. REFER TO MODULE PRODUCT SPECIFICATION FOR SPECIFIC CONFIGURATIONS AND BILL OF MATERIAL

D  
C  
B  
A

D  
C  
B  
A

<p>THIS DOCUMENT IS CONFIDENTIAL PROPRIETARY INFORMATION OF OCULAR CORPORATION AND SHALL NOT BE DISCLOSED OR COPIED OR USED FOR ANY PURPOSE OTHER THAN FOR WHICH IT IS SPECIFICALLY FURNISHED WITHOUT THE PRIOR WRITTEN CONSENT OF OCULAR CORPORATION.</p>	UNLESS OTHERWISE NOTED:		ENGR MANAGER:	DATE:	
	UNITS	DECIMAL	DWN BY:	W.SERIE	
	mm [INCH]	X [X.X] ±0.5 [0.02] X.X [X.XX] ±0.25 [0.010] X.XX [X.XXX] ±0.13 [0.005]	DATE:	4/2/97	
	ANGLES	PLATED THRU HOLES +0.08 [0.003] NON-PLATED THRU HOLES -0.03 [0.001]	DRAWING TITLE:	DM1631 MODULE	
	THIRD ANGLE PROJECTION	±0.5°	DRAWING No.:	1631MOD	REV: -
SCALE :			SHEET: 1 OF 1		